

Potency Results

Sample Name: *Phatwoods Infused Pre Roll*
Client: Phatwoods
Client Batch ID:

Pinnacle-Analytics.com
 3549 Lear Way, Suite 101
 Medford OR 97504
 P:(541)300-8217

Sample ID: rC-H-302-D1744-b

Date Sampled: 04/01/2024

Matrix: Flower

Date Reported: 04/05/2024

Prep Analyst: Jeff A.

Client License: N/A

Analysis Method: 0630322+1 H4 4-21-2022 #1.lcm

For R&D Purposes Only

Sampling Method: N/A

Reference Method: JCB 2009: HPLC/DAD

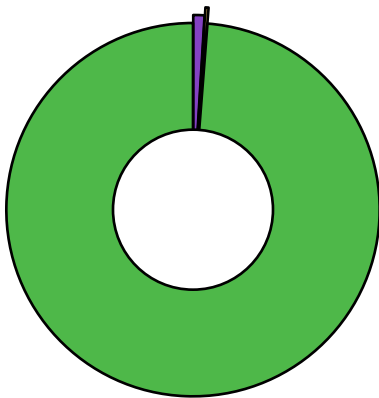
Analysis Batch: 04-01-2024 H4 302, 386, 405 Flower

| | |
|--------------------------------------|-----------------|
| Total THC (THCA*0.877+d9-THC) | 35.3% |
| Total CBD (CBDA*0.877+CBD) | <LOQ% |
| Moisture Content | 13.2% |

| Cannabinoid | % Weight | mg/g |
|---------------------------|-------------|--------------|
| CBDVA | <LOQ | <LOQ |
| CBDV | <LOQ | <LOQ |
| CBDA* | <LOQ | <LOQ |
| CBGA | 0.393 | 3.93 |
| CBG | <LOQ | <LOQ |
| CBD* | <LOQ | <LOQ |
| THCV | <LOQ | <LOQ |
| CBN | <LOQ | <LOQ |
| d9-THC* | 0.109 | 1.09 |
| d8-THC* | <LOQ | <LOQ |
| CBC | <LOQ | <LOQ |
| THCA* | 40.1 | 401.0 |
| Total Cannabinoids | 40.6 | 406.0 |

*ORELAP Accredited Analyte


Limit Of Quantitation: 0.1%, analyte not measured



- CBGA
- d9-THC*
- THCA*



These test results may not be altered or reproduced except in full without the permission of Pinnacle Analytics. These results were generated following the Oregon Administrative Rules and in accordance with the NELAP Institute under ORELAP License #4152
 Report generated by Routine_Potency_Rev13_8-1-2023


 Kris Ford, PhD
 Lab Director



Quality Control Results

Analyst: Jeff A.

Analysis Batch: 04-01-2024 H4 302, 386, 405 Flower


Pinnacle-Analytics.com
 3549 Lear Way, Suite 101
 Medford OR 97504
 P:(541)300-8217

| | Duplicate RPD | | LCS % Recovery | | Method Blank | |
|---------------|---------------|-------|----------------|---------|---------------|-------|
| | H-0-D1743-b | Limit | C-FL-102523-b | Limits | C-FB-102523-b | Limit |
| CBDA | <LOQ% | 30% | 97.9% | 90-110% | <LOQ/2 | LOQ/2 |
| CBD | <LOQ% | 30% | 102.0% | 90-110% | <LOQ/2 | LOQ/2 |
| d9-THC | 4.27% | 10% | 102.0% | 90-110% | <LOQ/2 | LOQ/2 |
| d8-THC | <LOQ% | 30% | 103.0% | 90-110% | <LOQ/2 | LOQ/2 |
| THCA | 4.05% | 10% | 92.9% | 90-110% | <LOQ/2 | LOQ/2 |

RPD: Relative Percent Difference between unknown sample and its duplicate
 LCS: Laboratory Control Sample with known concentration
 Case Comments: There were no divergences from ordinary Quality Control procedures or SOPs.



These test results may not be altered or reproduced except in full without the permission of Pinnacle Analytics. These results were generated following the Oregon Administrative Rules and in accordance with the NELAP Institute under ORELAP License #4152
 Report generated by Routine_Potency_Rev13_8-1-2023


 Kris Ford, PhD
 Lab Director